

KW-218

Kit ruedas para JK218W
Wheels for JK218W



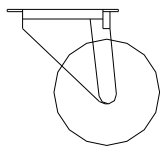
Copyright © 2012
All rights reserved

Pol.Ind.Norte-Perpinyà,25
08226 TERRASSA (Barcelona-SPAIN)

info@master-audio.com
www.master-audio.com

Sep 12

Elementos / Elements

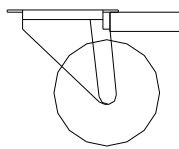


x2



x16

2 x ruedas con freno
 2 x ruedas sin freno
 16 x tornillo ULS M8
 16 x arandela M8



x2

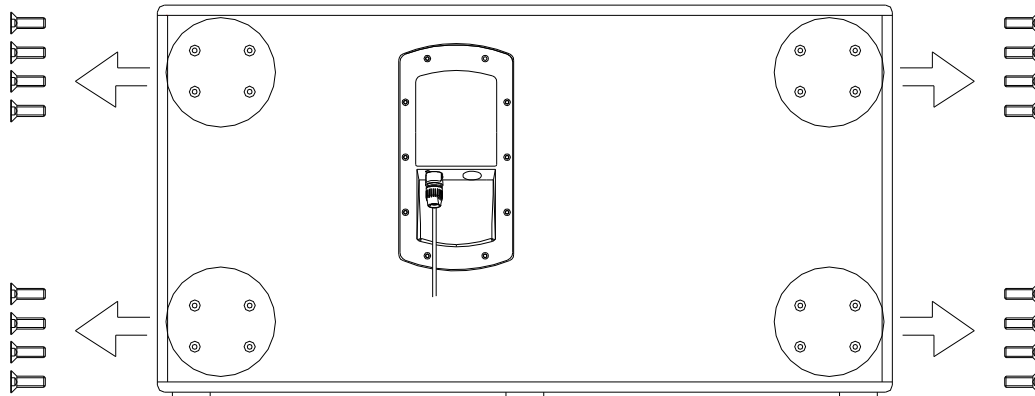


x16

2 x wheels with brake
 2 x wheels without brake
 16 x ULS M8 screw
 16 x M8 washer

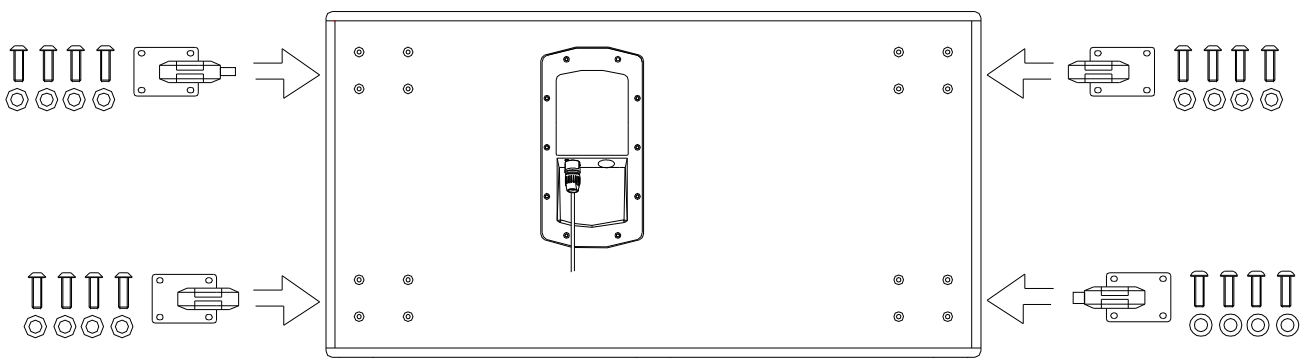
1- Quitar los 16 tornillos DIN7991 M8 de la parte trasera de la caja

Remove the 16 screws placed on the back side of the cabinet



2- Colocar las ruedas y fijarlas mediante los tornillos y arandelas suministrados en el kit.

Fix the wheels with the screws and washers that you will find in the kit.



3-

